

Contents

Section I: **Grammar**

1	Collective and Abstract Nouns	6 – 11
2	Interrogative Pronouns and Interrogative Adjectives	12 – 17
3	Adverbs	18 – 23
4	Comparative and Superlative Adjectives and Adverbs	24 – 29
5	Verbals	30 – 35
6	Perfect Tenses	36 – 41
7	Noun and Verb Phrases	42 – 47
8	Independent and Dependent Clauses	48 – 53
9	Spelling Patterns	54 – 59
10	Punctuation in Direct Speech	60 – 65

Section II: **Oral Communication**

11	Listening Strategies	68 – 73
12	Presentation Strategies	74 – 79

Section III: **Reading**

13	Literary Texts: Plays and Limericks	82 – 87
14	Graphic Texts: Atlases and Travel Schedules	88 – 93

15	Informational Texts: Reports and Movie Reviews	94 – 99
16	Elements of Style	100 – 105
17	Evaluating and Responding to Texts	106 – 111

Section IV:

Writing

18	Researching Ideas	114 – 119
19	Organizing Ideas	120 – 125
20	Voice and Perspective	126 – 131
21	Building and Linking Paragraphs	132 – 137
22	Making Revisions	138 – 143
23	A Writing Activity	144 – 149

Section V:

Media Literacy

24	Conventions and Techniques	152 – 157
25	Interpreting Messages	158 – 163
26	Responding to Media Texts	164 – 169
27	Creating a Media Text	170 – 175

Answers	177 – 192
---------	-----------

Researching Ideas

Besides identifying the topic, purpose, and audience, an important step to writing is doing research. This helps make sure that the information you will include in your writing is accurate. Research also helps you find details to support your ideas and will make your writing more interesting.



Sources

A source is where you find information. It can be print, electronic, or verbal.



Print Sources:

information written on paper

e.g. textbooks, newspapers, dictionaries



Electronic Sources:

information found online

e.g. websites, databases, online magazines




Verbal Sources:

information that is communicated orally

e.g. interviews, conversations, speeches

Encyclopedias are very useful print sources, too.



*Note that many sources can be found both in print and online. For example, many newspapers are printed on paper and posted online.

Keep in Mind



Recording Your Information

You must write down the information you research. Your notes should be organized and can be in point form.

While you research, make notes of:

- the source (what it is called, who wrote it, where you found it)
- the main idea
- the important details
- what you think about it
- how it compares to other sources

e.g.

My Research Notes – Al Purdy

Source: English Encyclopedia p. 67

Main Idea: Al Purdy was a famous Canadian poet.

Important Details:

- born in 1918; died in 2000
- raised in Ontario
- wrote a lot, mostly poetry

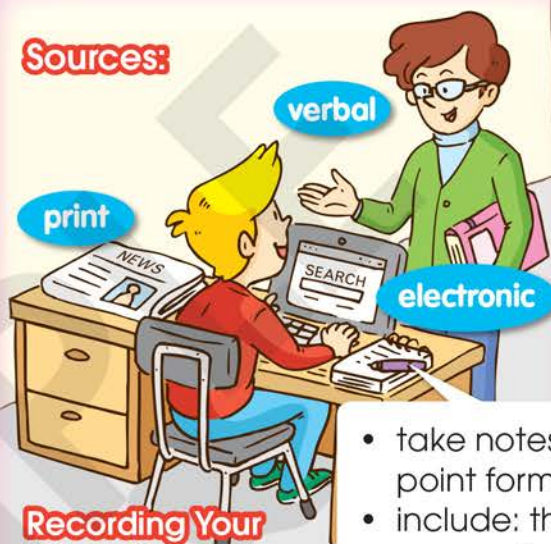
My Thoughts:

- a Canadian poet who wrote about places in addition to Canada

Researching

finding information for your writing

Sources:



Recording Your Information:

- take notes in point form
- include: the source, the main idea, details, additional comments

Write down the information in your own words.



- A. Sort the forms under the correct sources.
Then add two forms of your own for each.

encyclopedia thesaurus novel
textbook magazine newspaper
speech interview database
song review website
conversation report oral presentation

Some forms fall under more than one category.



Print Sources

_____	_____
_____	_____
_____	_____
_____	_____
_____	_____



Electronic Sources

_____	_____
_____	_____
_____	_____
_____	_____
_____	_____



Verbal Sources

B. Listen to the audio clip or read the information from the given sources. Then answer the questions.

1.



a. What type of source is it? How do you know?

b. What other kinds of information do you think you can get by using this source?

2. a. Identify the source.

b. Identify the form.

c. Identify the main idea.

d. Do you think this is a useful source for the topic? Explain.

www.englishencyclo.ca

ENGLISH ENCYCLOPEDIA



Learning Begins Here!

First Nations

The First Nations were the people who first lived in what is now Canada. There were, and still are, many distinct groups of people. Each group is referred to as one nation. It was these groups of people that the Europeans met when they settled in Canada.

Other articles you may be interested in:

IV


C. Read the information from the sources. Take notes as you read.

1. **Chapter 4**

Conserving Energy

Types of Energy

There are two types of energy sources: renewable and non-renewable. Renewable sources include wind, solar, and hydro. These sources are not at risk of running out for future use. Non-renewable sources include oil, coal, and natural gas. These sources of energy have been exploited and are running out.




wind energy

30

What You Can Do

It is easy to change your habits and become more energy-efficient. You can try walking or riding your bike where you need to go instead of driving. This reduces the use of gas for your car. Also make sure that you turn off the lights when you leave a room and wear extra layers indoors in the winter instead of turning up the thermostat.



Ride your bike when possible.

31

My Research Notes – Conserving Energy

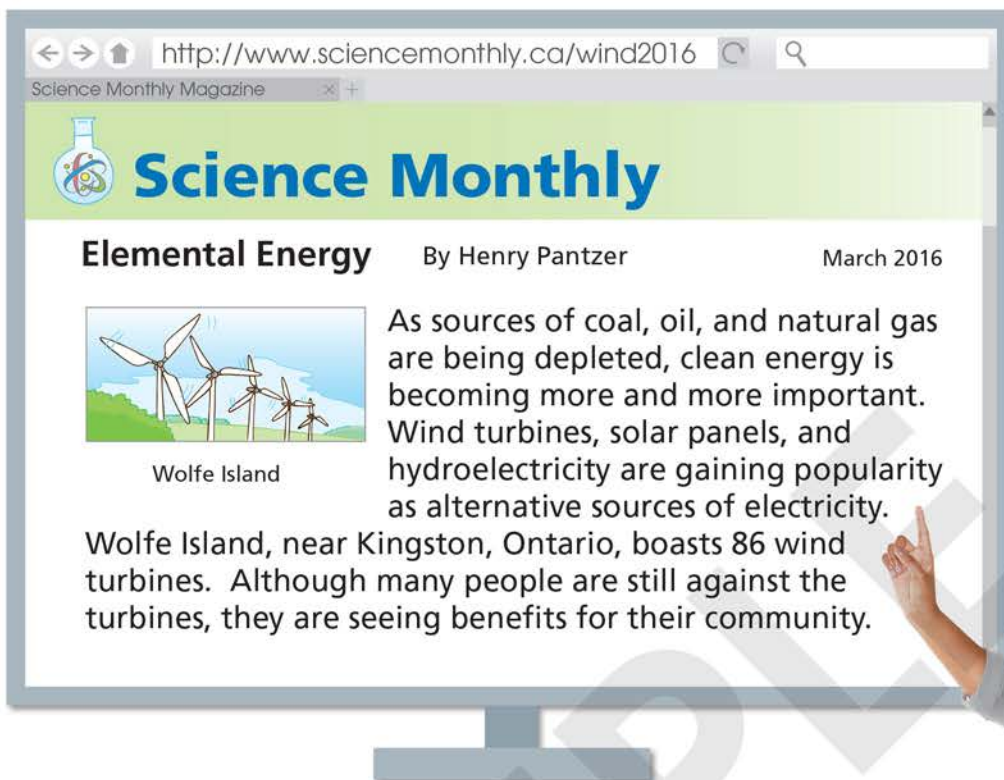
Source: _____

Main Idea: _____

Details: _____

My Thoughts: _____


2.



Science Monthly Magazine

Science Monthly

Elemental Energy By Henry Pantzer March 2016



Wolfe Island

As sources of coal, oil, and natural gas are being depleted, clean energy is becoming more and more important. Wind turbines, solar panels, and hydroelectricity are gaining popularity as alternative sources of electricity.

Wolfe Island, near Kingston, Ontario, boasts 86 wind turbines. Although many people are still against the turbines, they are seeing benefits for their community.



My Research Notes - Elemental Energy

Source: _____

Main Idea: _____

Details: _____

My Thoughts: _____